
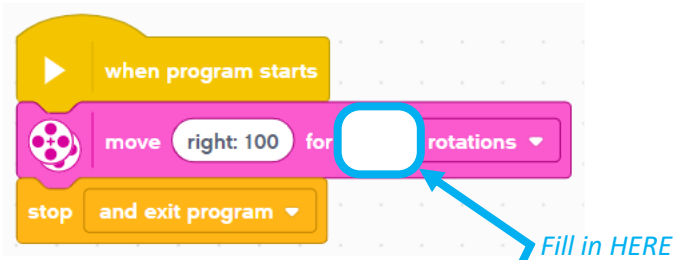


Turning Exercise – Part 2

Name: _____

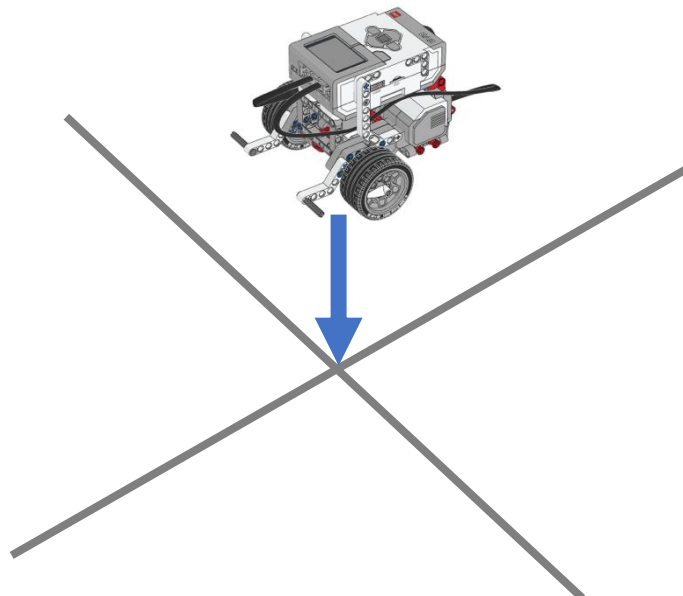
1. **Estimate** (guess) how many wheel-rotations do you need so that the robot makes a **full turn** (or, **1 robot turn**)?



Use your estimated number to program your robot.

How far did your robot **turn**?

Hint for all tasks: *Use intersecting lines to place your robot in the center.*




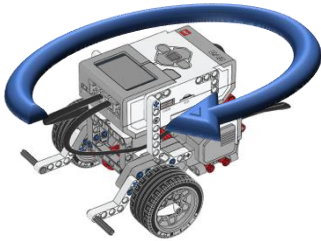
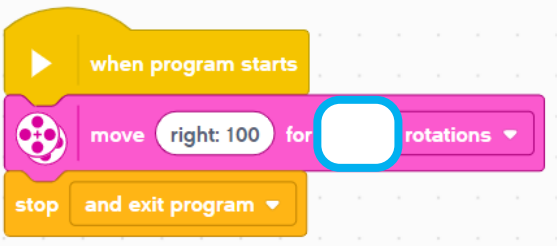
2. **Estimate** (guess) how many wheel rotations you will need to make the robot **turn 1 ½** (one and a half) times?

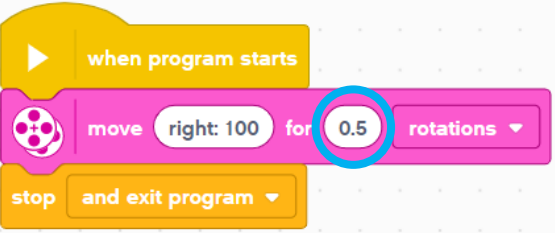
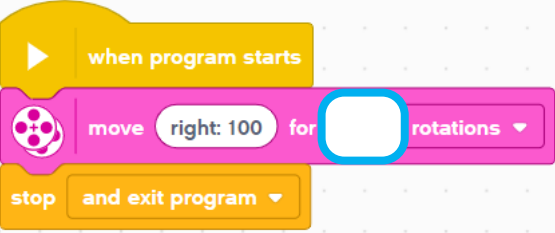
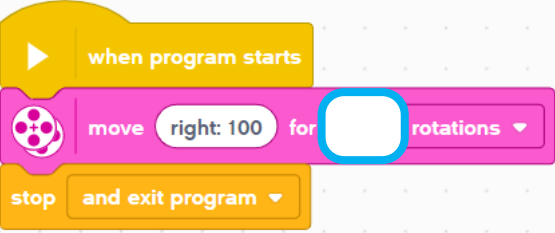
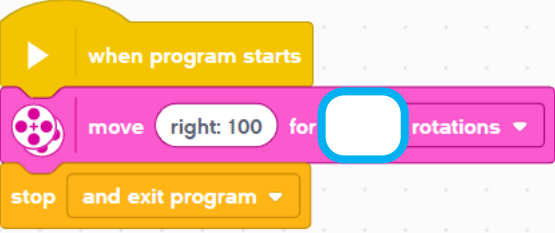
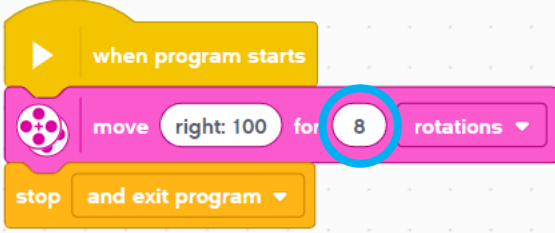


Use your estimated number to program your robot.

How far did your robot turn?

3. Fill in the table.

Wheel ROTATIONS: Write down the # of wheel rotations	Robot TURNS: Write down how far your robot turns
	
	<p style="text-align: center;">1 (a full turn)</p>

Wheel ROTATIONS: Write down the # of wheel rotations	Robot TURNS: Write down how far your robot turns
	<p>_____</p>
	<p>$\frac{1}{2}$ (half a turn)</p>
	<p>3 (three full turns)</p>
	<p>_____</p> <p>(choose the number of turns)</p>
	<p>_____</p>